


THINK BEFORE YOU FLUSH

Wipes, paper towels, and other “unflushables” can cause costly blockages or backups in our homes, businesses and wastewater systems.


Flush Only the 3 P's



Poo, Pee & Paper



Use a trash can instead of the toilet to dispose of items that don't break down like toilet paper.



Toss these items in the trash:

- Baby/Facial/Cleaning Wipes; Paper Towels
- Cotton Balls/Swabs; Disposable Diapers
- Candy/Food Wrappers; Toys
- Feminine Hygiene Products
- Masks; Gloves; Bandages
- Cigarette Butts; Kitty Litter

F.O.G.


Alert!

Fats, Oils, Grease

What are the Grease Issues?

If poured down the drain, fats, oils, and grease can be disastrous when it comes to sewer systems. Fats, oils, and grease are liquid when they are warm and seem to flow easily down the drain, but solidify as they cool causing buildup inside pipes. This hardened mass can cause potential blockages, restrict the flow of sewage and can end with sewer backups and overflows. The result can be home damage, health hazards and expensive repairs.

A pipe clogged with thick fats, oil and grease, also known as FOG.



Protect Your Pipes No Fog - No Clogs

Tips for Proper Disposal in Your Home

- ✓ Throw bulky waste materials in the trash.
- ✓ Freeze small amounts of fats, oils and grease in a container with a tight fitting lid and dispose of them in the trash.
- ✓ Mix cooking oil with an absorbent material such as cat litter or coffee grounds and place in a tightly sealed container before disposing.
- ✓ Scrape and wipe excess grease from pans.
- ✓ Use a strainer in your sink to catch scraps.
- ✓ Use environmentally safe cleaning products instead of harsh detergents or cleaners that can damage sewer lines.