

# FPUA's Top 10 Energy Efficiency Tips for the Home



**Seal air leaks and properly insulate.** Plug energy leaks with weather stripping and caulking, and be sure your house is properly insulated to save up to 20% on heating and cooling bills, while also increasing home comfort.



**Install a programmable thermostat** to save up to 10% on cooling and heating costs.



**Change to new and improved light bulbs.** Reduce energy use from about a third to as much as 80% with today's increasing number of energy-efficient CFLs and LEDs.




**Look for the Energy Star label**, the government's symbol of energy efficiency, on a **wide range** of consumer products to save up to 30% on related electricity bills.




**Wash clothes in cold water.** Heating the water in a washer uses 90% of the energy used to wash clothes. According to Energy Star, by switching to cold water the average household can save between \$30-\$40 annually.



**Turn off all lights, appliances and electronics not in use.** Use a power strip and turn off devices and lights that are not in use to cut standby power, by doing this the average household will save up to \$100 a year on their energy bill!



**Be an energy efficient renter.** Even if you don't own your home, you can keep your electric bill down by making energy efficient choices in the areas of your home that you have control over.



**Clean or change filters regularly.** A dirty furnace or A/C filter will slow down air flow and make the system work harder to keep you warm or cool.



**Reduce water heater temperature to 120° F** to save energy and money on heating water; and wrap the water storage tank in a specially-designed "blanket" to retain the heat. If your water heater is in need of replacement, consider installing an energy efficient tankless water heater.



**Use low-flow faucets and shower heads** to save on water bills.



# Top 10 Energy Efficiency Tips for the Office



1 When purchasing new office electronics, buy **ENERGY STAR-labeled equipment** to save money on office electricity bills.



2 Consider using **all-in-one-devices**. A triple-threat copier/scanner/printer will use less energy to operate than three separate devices.




3 Use a **power strip for desk electronics** and at the end of the day turn off the devices that don't require constant power like the phone.



4 Install a **power management system** to track energy usage, automatically turn off lights when rooms and hallways are vacant, and shutdown devices that are inactive. These systems also help identify top energy users and areas for improvement



5 Only **run the office dishwasher when it is fully loaded**, this will not only conserve water, but will also keep the office's water bill down.




6 **Replace old, inefficient lamps**. When incandescent lamps burn out replace them with CFLs; and when fluorescent T-12 lamps burn out, consider replacing with T-8 lamps.



7 **Change those exit signs**. Consider replacing incandescent "EXIT" signs with LED signs.



8 Use a **programmable thermostat**. If the office has control of its thermostat, set it at 68 degrees during cold months and 78 degrees during the warmer months.



9 **Install energy efficient windows**. Not just for the home, energy-efficient windows can save money by keeping cool air inside in the summer and outside in the winter. ENERGY STAR windows can cut heating and cooling costs by up to 30% compared to traditional windows.



10 **Seal off unused areas and reduce or eliminate heating and cooling in these spaces**, like storage rooms, warehouses, and unoccupied areas.

